



UW Badger Poll™ #32, Release #2
University of Wisconsin Survey Center
University of Wisconsin Madison
FOR RELEASE ON JULY 14, 2011

NOTE: When using material from this release please cite the UW Badger Poll™ conducted by the University of Wisconsin Survey Center. Poll results compiled by Chad J. Kniss, Project Director, UW Survey Center. ckniss@ssc.wisc.edu (office: 608.262.4157)

Questions about Poll content and results can be directed to:
Professor Katherine Cramer Walsh, Department of Political Science (office: 608.265.3679) or (cell: 608.347.8528)

BADGER STATE VIEWS ON NATIONAL ECONOMICS, GOVERNMENT, AND POLITICS

The latest UW Badger Poll finds that large majorities of Wisconsinites are not happy with national economics and politics. In particular, Badger state residents gave high disapproval ratings to Congress and a majority expressed a desire for Washington D.C. to focus on job creation.

- 64% are dissatisfied with the way things are going in the U.S. today, with 35% either very much or extremely dissatisfied.
- Approximately 9 in 10 Wisconsinites said the U.S. is in bad times economically and 44% expect it will be in about the same economic condition in the next 12 months, while 25% said things will get worse.
- 50% approve of the way Barack Obama is handling his job as President.
- 69% disapprove of the way the U.S. Congress is handling its job. Nearly half either very much or extremely disapprove of the way Congress is handling its job.
- Compared to the U.S. Congress, Wisconsin's two U.S. Senators receive much better approval ratings:
 - 58% approved of the way Herb Kohl is handling his job as U.S. Senator from Wisconsin.
 - 44% approved of the way Ron Johnson is handling his job as U.S. Senator from Wisconsin.
- 59% said they thought it was more important for the federal government to focus its attention on creating jobs and reducing unemployment, rather than reduce the federal deficit.

For additional data and analysis see the following pages.

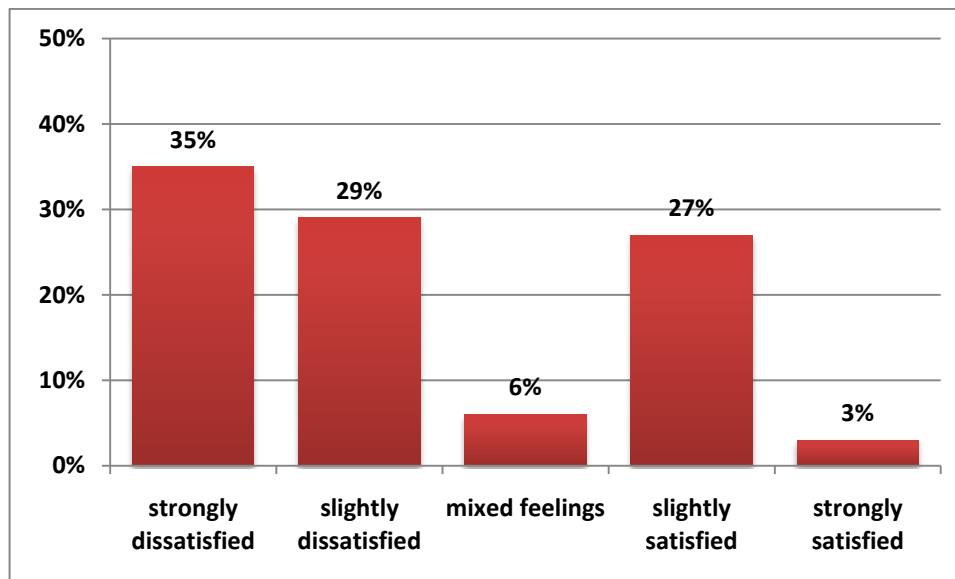
General Satisfaction in the United States

64% of Badger state residents are dissatisfied with the way things are going in the United States today, while only 30% are satisfied. The trend in general satisfaction of Wisconsinites with the way things are going in the U.S. remains very similar to that of the last year and one half.

Further, 35% of state residents reported they are either very much or extremely dissatisfied with the way things are going in the U.S. compared to only 3% who are either very much or extremely satisfied.

Trend in Satisfaction with the Way Things are Going in the U.S. Today						
	Satisfied	Mixed (vol.)	Dissatisfied	Don't Know	Refused	(N)
June '11	30%	6%	64%	<1%	0%	(556)
Fall '10	26%	7%	66%	1%	<1%	(535)
June '10	35%	4%	61%	<1%	<1%	(500)
Nov. '09	33%	4%	62%	<1%	<1%	(507)
Spring '09	24%	3%	73%	<1%	0%	(593)
Oct. '08	14%	5%	81%	<1%	<1%	(538)
April '08	23%	9%	67%	<1%	<1%	(521)
Dec. '07	29%	6%	65%	<1%	<1%	(507)
June '07	33%	4%	63%	<1%	0%	(502)
Oct. '06	32%	5%	61%	2%	0%	(508)

Chart 1: Intensity of satisfaction & dissatisfaction in the U.S.



Economic Outlook for the United States

Current economic conditions in the U.S.

Approximately 9 in 10 Badger state residents feel that the U.S. is currently in bad times economically, a number that has barely moved in the last year and one half.

Trend of Perceptions of Economic Conditions in the United States							
	Good Times	Both Good & Bad (vol.)	Bad Times	Neither Good nor Bad (vol.)	Don't Know	Refused	(N)
June '11	4%	4%	91%	1%	<1%	0%	(556)
June '10	4%	1%	95%	<1%	<1%	0%	(500)
Nov. '09	3%	1%	95%	1%	<1%	<1%	(507)
Oct. '08	12%	5%	78%	3%	2%	<1%	(538)

Expectations for economic conditions in the U.S. over the next 12 months

Looking ahead to the next 12 months, most respondents thought the national economy would be about the same as now, while 30% thought it would get better and 25% thought worse.

Trend for the National Economic Outlook for the Next 12 Months						
	Get Better	About the Same	Get Worse	Don't Know	Refused	(N)
June '11	30%	44%	25%	1%	<1%	(556)
June '10	28%	50%	21%	1%	0%	(500)
November '09	38%	41%	21%	<1%	<1%	(507)
Spring '09	36%	37%	27%	<1%	0%	(593)
October '08	28%	29%	42%	2%	0%	(538)
April '08	19%	25%	55%	1%	<1%	(521)
December '07	12%	40%	48%	<1%	0%	(507)
June '07	16%	45%	37%	1%	<1%	(502)
May '05	31%	42%	24%	3%	<1%	(509)
October '04	46%	33%	11%	9%	<1%	(545)
September '04	41%	38%	13%	7%	1%	(508)
April '04	44%	36%	17%	3%	0%	(511)
March '04	43%	39%	18%	0%	0%	(500)
Jan./Feb. '04	50%	34%	13%	3%	0%	(502)
August '03	44%	37%	17%	2%	0%	(511)
February '03	33%	42%	23%	2%	<1%	(504)
January '03	33%	42%	23%	2%	1%	(514)
September '02	37%	41%	18%	4%	0%	(539)
June '02	43%	46%	9%	2%	0%	(524)
March '02	56%	31%	12%	1%	<1%	(597)

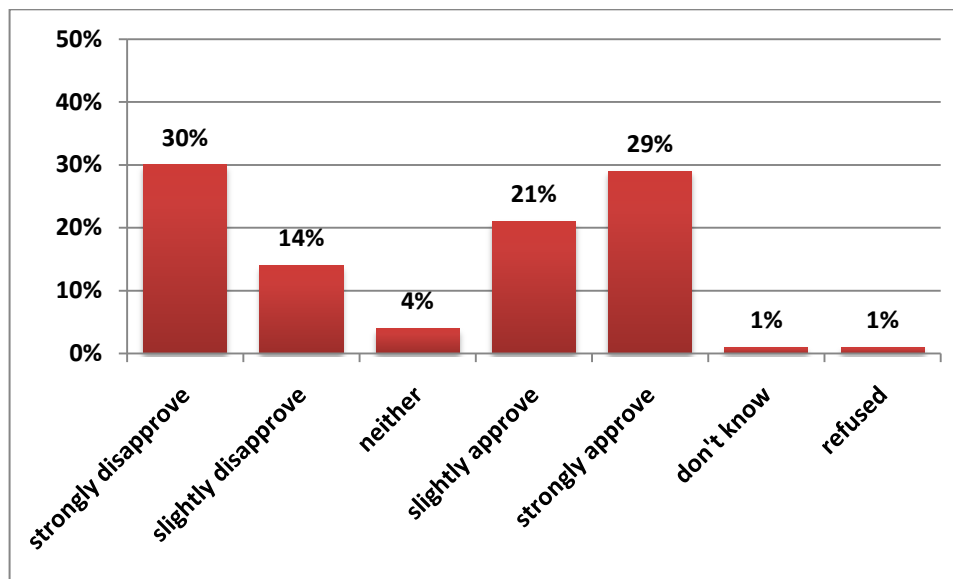
Presidential Job Approval

Wisconsin residents' approval of the job Barack Obama is doing as president is nearly unchanged between June 2010 and June 2011. Approximately 50% of state residents approve of the job the President is doing, while 44% disapprove. This split carries over to those who say they either approve very much or extremely (29%) and those who say they either disapprove very much or extremely (30%).

The table below shows the trend of job approval for Barack Obama from the UW Badger Poll since the spring of 2009.

Trend in the Job Approval Rating for President Barack Obama						
	Approve	Neither (vol.)	Disapprove	Don't Know	Refused	(N)
June '11	50%	4%	44%	1%	1%	(556)
June '10	49%	5%	46%	<1%	<1%	(500)
Nov. '09	60%	1%	37%	1%	1%	(507)
Spring '09	63%	4%	32%	<1%	1%	(593)

Chart 2: Intensity in Presidential job approval



Job Approval for the U.S. Congress and Wisconsin's two Senators

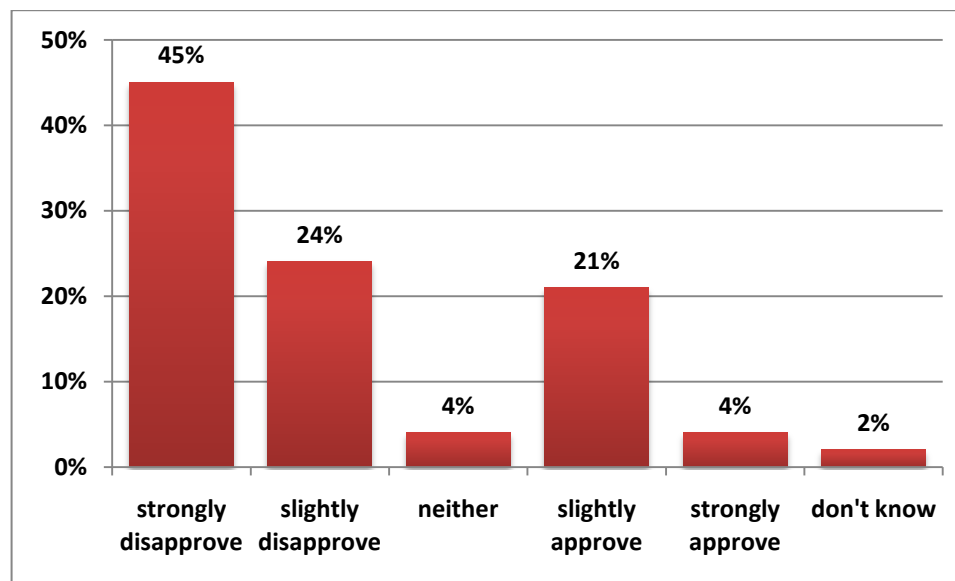
Job approval for the U.S. Congress overall

Only 1 out of 4 Wisconsinites approves of the way the U.S. Congress is handling its job, while over two-thirds disapprove. Additionally, nearly half of the state's residents (45%) either very much or extremely disapprove of the way Congress is handling its job – only 4% very much approve and no one extremely approves.

The table below shows how the current job approval of the U.S. Congress compares to past job approval ratings since June 2007.

Trend in the Job Approval Rating for the U.S. Congress						
	Approve	Neither (vol.)	Disapprove	Don't Know	Refused	(N)
June '11	25%	4%	69%	2%	<1%	(556)
June '10	29%	6%	64%	1%	<1%	(500)
Nov. '09	46%	2%	51%	1%	<1%	(507)
Oct. '08	21%	2%	74%	2%	1%	(538)
April '08	33%	<1%	62%	4%	1%	(521)
Dec. '07	33%	2%	61%	4%	<1%	(507)
June '07	41%	3%	54%	2%	0%	(502)

Chart 3: Intensity of Congressional job approval



Job approval for the two U.S. Senators from Wisconsin

In addition to asking about the job approval for the Congress overall, we also asked about the job approval for Wisconsin's two U.S. Senators – Herb Kohl and Ron Johnson. Both of the state's U.S. Senators have better job approval ratings than the Congress overall.

Herb Kohl

Herb Kohl's approval rating has only slightly declined over the past year while his disapproval has remained nearly the same – 58% approve and 25% disapprove.

	Approve	Neither (vol.)	Disapprove	Don't Know	Refused	(N)
June '11	58%	8%	25%	8%	1%	(556)
June '10	62%	8%	24%	6%	<1%	(500)
May '08	68%	2%	22%	7%	1%	(521)

	2006		2004				
	Oct.	Jun.	Sept.	Jun.	Apr.	Mar.	Jan.
Excellent	13%	12%	8%	4%	5%	7%	7%
Good	38%	42%	39%	39%	42%	43%	42%
Fair	31%	26%	30%	36%	28%	32%	32%
Poor	9%	7%	6%	8%	10%	7%	7%
Don't Know	9%	12%	15%	13%	12%	11%	11%
Refused	<1%	1%	--	--	1%	--	--

Job ratings for U.S. Senators from Wisconsin were not asked in 2005, 2007 or 2009. In 2008, the UW Badger Poll stopped asking about senatorial job ratings with the four-point scale and started using the more widely used question wording asking about job approval or disapproval.

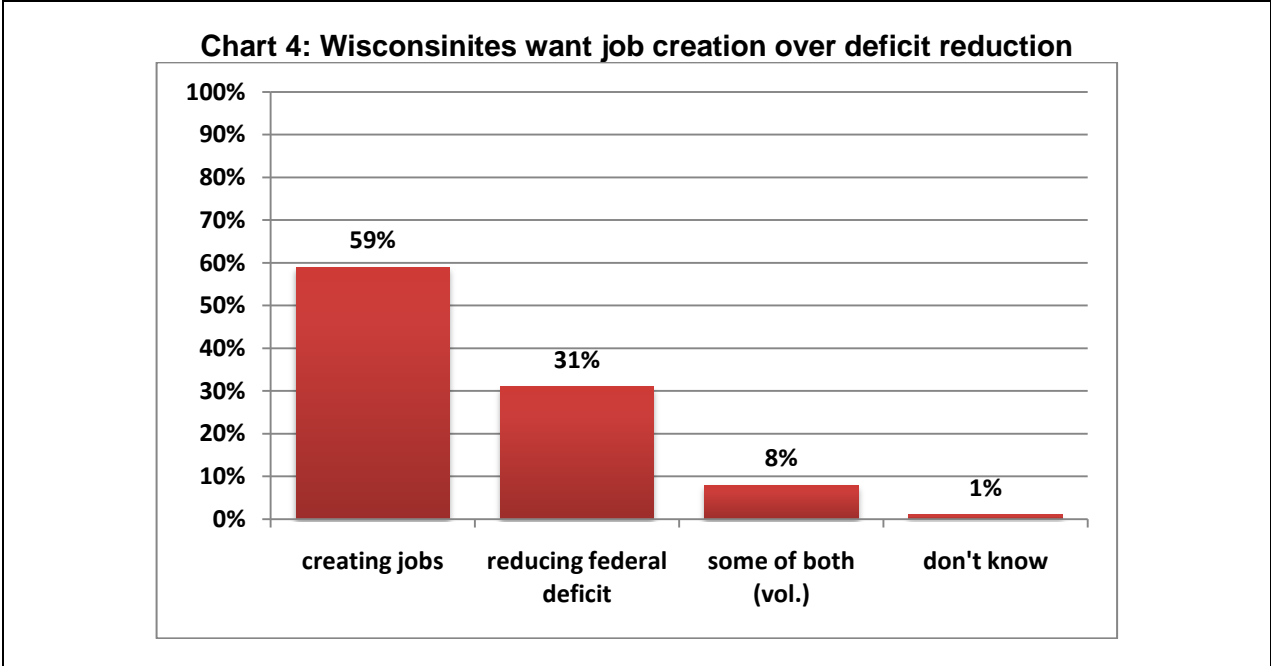
Ron Johnson

Ron Johnson is in his freshman term as U.S. Senator from Wisconsin, and the most recent UW Badger Poll finds that 44% of Wisconsinites approve of the job he is doing as U.S. Senator and 34% disapprove. More than 1 out of 10 state residents were unable to rate Johnson's job performance, likely due to his junior status.

	Approve	Neither (vol.)	Disapprove	Don't Know	Refused	(N)
June '11	44%	10%	34%	11%	1%	(556)

Wisconsin's View on Federal Budget Priorities

By a nearly two to one ratio Badger State residents think that it is more important for the Federal Government to focus on creating jobs and reducing unemployment, rather than reducing the federal deficit.



APPENDIX:

		Approval Rating for President Barack Obama					
		Approve	Neither (vol.)	Disapprove	Don't Know	Refused	(N)
Overall		50%	4%	44%	1%	1%	(556)
Registered to Voter		50%	4%	44%	2%	<1%	(509)
November 2010 Voters		48%	4%	46%	1%	<1%	(441)
Likely Voters		55%	3%	40%	<1%	1%	(449)
Gender	Men	47%	3%	47%	2%	1%	(243)
	Women	53%	5%	41%	1%	<1%	(313)
Party ID	Democrats	81%	2%	15%	0%	2%	(175)
	Independents & Others	54%	6%	39%	1%	<1%	(235)
	Republicans	6%	2%	88%	3%	1%	(145)
TEA Party	Supporter	18%	1%	81%	0%	0%	(113)
Ages	18 to 34*	58%	5%	32%	2%	2%	(46)
	35 to 49	49%	1%	48%	2%	0%	(101)
	50 to 64	45%	3%	51%	1%	0%	(207)
	65 and over	46%	4%	48%	1%	1%	(202)
Education	Never attended college	54%	4%	39%	3%	<1%	(205)
	Some college	48%	3%	46%	1%	2%	(150)
	College graduate	49%	4%	46%	<1%	<1%	(197)
Income	Under \$40,000	52%	5%	40%	3%	0%	(197)
	\$40,000 to \$80,000	48%	4%	46%	0%	2%	(167)
	Over \$80,000	54%	0%	46%	0%	0%	(115)
Union Households		61%	5%	33%	1%	0%	(121)
Region	Southern Wisconsin	50%	3%	44%	2%	0%	(291)
	Northern Wisconsin	50%	4%	43%	0%	2%	(265)

* Caution should be taken when interpreting the findings of subgroups with smaller numbers of respondents due to the potential for larger variation. Data are not weighted by region. Geographical regional subgroups presented here are subgroups of the larger statewide representative RDD sample.

SURVEY QUESTION WORDING

- GNS01A In general, are you satisfied or dissatisfied with the way things are going in **the United States** today?
- GNS01B [#NOTE: only asked if GWS01A above is satisfied or dissatisfied]
Would you say you are extremely, very, somewhat or are you only slightly [satisfied/dissatisfied]?
- ECON15 Thinking about the current economic conditions in **the United States**, would you say that economically, Wisconsin is in good times or bad times right now?
- ECON03A In the next 12 months or so, do you expect economic conditions in **the United States** to get better, get worse or stay about the same?
- APP_01 The next questions are about the federal government in Washington D.C..
Overall, do you approve or disapprove of the way Barack Obama is handling his job as president?
- APP_01a [#NOTE: only asked if answer to APP_01 was approve or disapprove]
Would you say you [approve/disapprove] of the way Barack Obama is handling his job as president extremely, very much, somewhat, or only slightly?
- APP_03 The U.S Congress is made up of the U.S. House of Representatives and the U.S. Senate. Generally speaking, do you approve or disapprove of the way that the U.S. Congress is handling its job?
- APP_03a [#NOTE: only asked if answer to APP_03 was approve or disapprove]
Would you say you [approve/disapprove] of the way the U.S. Congress is handling its job extremely, very much, somewhat, or only slightly?
- APP_06 Overall, do you approve or disapprove of the way that Herb Kohl is handling his job as U.S. Senator from Wisconsin?
- APP_06a [#NOTE: only asked if answer to APP_06 was approve or disapprove]
Would you say you [approve/disapprove] of the way the Herb Kohl is handling his job as U.S. Senator from Wisconsin extremely, very much, somewhat, or only slightly?
- APP_07 Overall, do you approve or disapprove of the way that Ron Johnson is handling his job as U.S. Senator from Wisconsin?
- APP_07a [#NOTE: only asked if answer to APP_07 was approve or disapprove]
Would you say you [approve/disapprove] of the way the Ron Johnson is handling his job as U.S. Senator from Wisconsin extremely, very much, somewhat, or only slightly??
- FEDBUDG01 Thinking about the current budget discussion in Washington D.C., do you think it is more important for the Federal Government to focus on creating jobs and reducing unemployment or for the Federal Government to reduce the federal deficit?

DEFINITION OF REGIONS

Region	Counties Included in Region
Southern Wisconsin	Columbia, Crawford, Dane, Dodge, Grant, Green, Iowa, Jefferson, Kenosha, Lafayette, Milwaukee, Ozaukee, Racine, Richland, Rock, Sauk, Walworth, Washington, Waukesha
Northern Wisconsin	Brown, Calumet, Door, Fond du Lac, Kewaunee, Manitowoc, Outagamie, Sheboygan, Winnebago, Adams, Florence, Forest, Green Lake, Iron, Juneau, Langlade, Lincoln, Marathon, Marinette, Marquette, Menominee, Oconto, Oneida, Portage, Shawano, Vilas, Waupaca, Waushara, Wood, Ashland, Barron, Bayfield, Buffalo, Burnett, Chippewa, Clark, Douglas, Dunn, Eau Claire, Jackson, La Crosse, Monroe, Pepin, Pierce, Polk, Price, Rusk, Sawyer, St. Croix, Taylor, Trempealeau, Vernon, Washburn

Data sources: (1) question asked to respondents "In which county do you live?", (2) question asked to respondents "What is your zip code?", and (3) the county that the telephone number is assigned to by SSI (by plurality of listed telephone numbers known to be in a county).

HOW THE POLL WAS DONE

This UW BADGER POLL™ was conducted by the University of Wisconsin Survey Center as part of its ongoing program of research designed to benefit the research community and the people of Wisconsin. The Director of the poll operations is Chad J. Kniss, UW Survey Center. The Faculty Director of the Poll content is Associate Professor Katherine Cramer Walsh, Department of Political Science, UW-Madison. The UW BADGER POLL™ is intended to be a "poll of record" for the state, investigating matters of concern to Wisconsinites including politics, culture, and their daily lives, adhering to the highest standards of polling methodology and rigorous independence.

Results shown here are based on 556 persons who were randomly chosen within households with working landline telephone numbers and interviewed between June 17th and July 10th, 2011, inclusive. During this time period, the UWSC made 12,552 phone calls to 2,123 telephone numbers. Additionally, advance letters describing the survey and its procedures were sent to 856 households whose randomly chosen telephone numbers were matched to a known listed address. The response rate for this survey was 39.6%, as defined by the American Association of Public Opinion Research Response Rate 3. Calls were made between 9AM and 9PM Monday through Friday and between 10AM and 5PM on Saturday and from 12 noon to 9PM on Sunday. All telephone numbers were randomly generated by computer. The UWSC made up to 15 attempts on each number in order to confirm if it was a residential number, select an eligible respondent and/or to convert first time refusals (adding another 50 completes). Approximately 89% of the 556 interviews were completed in the first two weeks of calling.

Theoretically, results from this survey have a "margin of error" of a +/- 4.2%. This means that, had we asked every resident in Wisconsin exactly these questions at the time the survey was conducted, there is only a one in twenty chance that the answers would differ by more than that in either direction from what we report here. There could be differences because of changes in question wording, events occurring in the meantime, or any of the practical difficulties involved in taking a scientific survey. Results based on subgroups are subject to a larger "margin of error". Results reported here are based on weighted data (weighted to reflect statewide gender and age groups).