

Quality Control Verification Database: Database assist to data entry quality control

Carrie Barrett

UW Survey Center
University of Wisconsin Madison
cbarrett@ssc.wisc.edu

Paper presented at the annual meetings of the
International Field Directors and Technology Conference
Pasadena, CA
18-21 May 2014

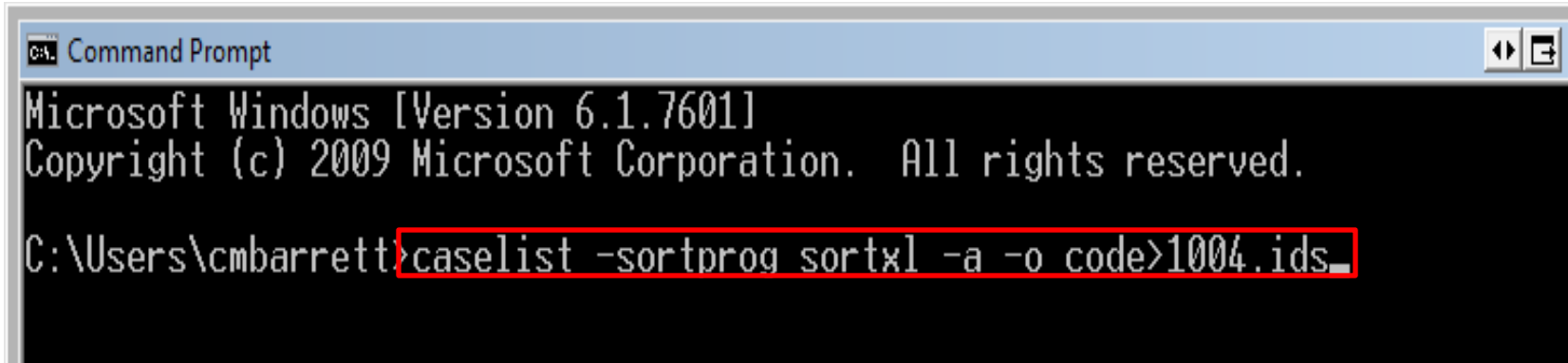
© 2014. Materials may not be reproduced without permission of the author.

Maintain Data Accuracy

- Quality Control of Data Entry
 - Identify entry and protocol errors
 - Present feedback
 - Produce reports

Data Entry Quality Control (QC) Process

- Perform quality control on 10%-100% of cases
- A case is verified (re-entered / 2nd pass entry)
 - CASES *UWSC SAQ data entry software program*
 - Line Command example:



```
CA: Command Prompt
Microsoft Windows [Version 6.1.7601]
Copyright (c) 2009 Microsoft Corporation. All rights reserved.

C:\Users\cmbarrett>caselist -sortprog sortxl -a -o code>1004.ids_
```

- Discrepancies, average times, and case statistics are analyzed and logged

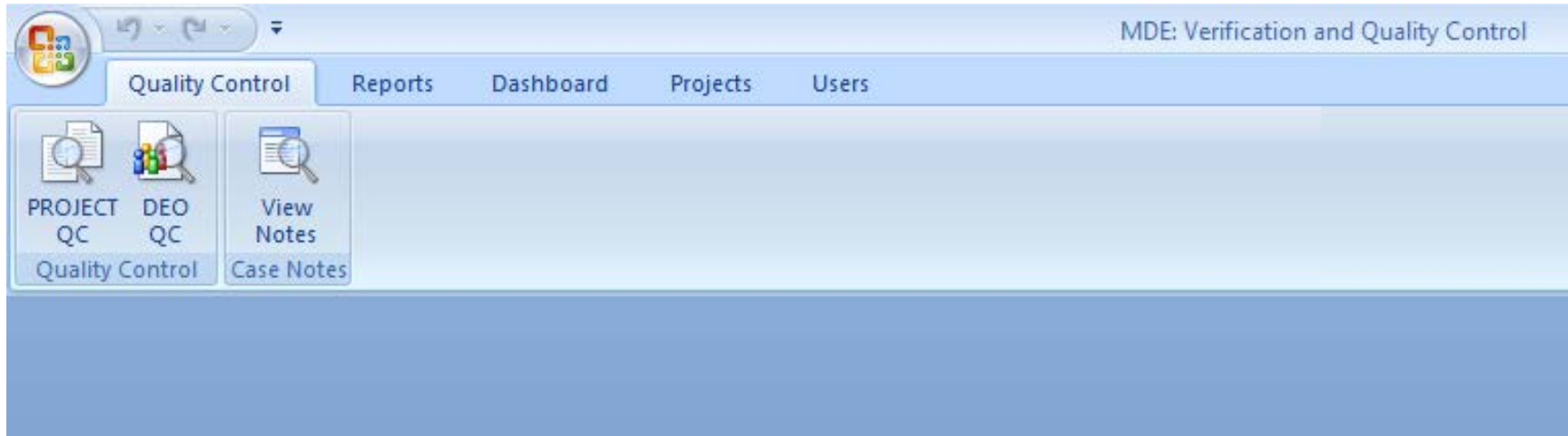
The Quality Control and Verification Database

- The Quality Control and Verification Database
 - Microsoft Access database
 - User friendly interface
 - Pulls paradata directly from CASES in real time



The Quality Control and Verification Database

- Main Menu



- With just a few clicks, the user can:
 - Review project status
 - Review respondent notes
 - Leave quality control notes
 - Create reports

The Quality Control and Verification Database

MDE: Verification and Quality Control

Quality Control Reports Dashboard Projects Users

PROJECT QC DEO QC View Notes

Quality Control Case Notes

Select Project

Select a Project P1004

- P1004_W3_CONTACT
- P9948_WAVE4
- P9951_SAQ_TEACHER
- P1004**
- P9951_SAQ_ADMIN_GROU
- P9951_SAQ_ADMIN_FAMI
- P9904_MROSAQ
- P9948 WAVE5

Project Selected: P1004

Select A Filter Option

- View All Cases
- View All Cases: Specify Date
- View All Cases: Specify Date Range
- View Individual Cases: Specify Case ID
- View Individual Cases: Specify 1st Pass DEO
- View Individual Cases: Specify 2nd Pass DEO
- View 1st Pass Completes
- View 2nd Pass Completes

Number of cases setup: 2251
 Number of cases edited: 53
 Number of First Pass Completes: 2163
 Number of Second Pass Completes: 1651
 Number of cases QC'd: 15
 Number of cases left to QC: 2221

Update View Clear Filters

Cancel

csid	code	vcode	EID	EDATE	VID	VDATE	cmpltmr	vcmlptmr	QC Com
00135	1100	1100	2885	2/14/2014	2696	2/20/2014	98229	105458	Yes
00531	1100	1100	2569	3/3/2014	2801	3/4/2014	187855	315817	Yes
02841	1100	1100	2696	2/17/2014	2801	2/20/2014	234616	169169	Yes
02843	1100	1100	2696	2/17/2014	2801	2/20/2014	124581	160284	Yes
26359	1100	1100	2819	2/18/2014	2696	2/20/2014	129850	154973	Yes
30198	1100	1100	2857	2/11/2014	2801	2/12/2014	92563	107614	Yes
30213	1100	1100	2857	2/12/2014	2801	2/12/2014	225310	202686	Yes
30411	1100	1100	2832	2/11/2014	2801	2/12/2014	329594	176768	Yes
30436	1100	1100	2832	2/11/2014	2801	2/12/2014	301289	95840	Yes
42974	1100	1100	2885	2/7/2014	2985	2/11/2014	88934	104659	Yes
42991	1100	1100	2885	2/7/2014	2985	2/11/2014	81588	113005	Yes
43118	1100	1100	2885	2/7/2014	2832	2/11/2014	100561	238162	Yes
43667	1100	1100	2885	2/7/2014	2857	2/12/2014	134006	93422	Yes
43791	1100	1100	2702	2/6/2014	2857	2/12/2014	130362	79971	Yes
44546	1100	1100	2683	2/7/2014	2832	2/12/2014	74944	222751	Yes
203	1100	1100	2683	2/14/2014	2885	2/17/2014	93897	72985	
204	1100	1100	2683	2/14/2014	2885	2/17/2014	80166	65900	
207	1100	1100	2683	2/14/2014	2885	2/17/2014	95185	64939	
208	1100	1100	2683	2/14/2014	2885	2/17/2014	80543	66840	
210	1100	1100	2857	2/14/2014	2885	2/17/2014	206996	92283	
217	1100	1100	2683	2/14/2014	2885	2/25/2014	136441	85035	
228	1100	1100	2857	2/14/2014	2785	2/24/2014	129522	79689	
233	1100	1100	2857	2/19/2014	2683	2/20/2014	116417	82097	
234	1100	1100	1110	2/16/2014	2683	2/20/2014	117080	79531	
243	1100	1100	1110	2/16/2014	2885	2/25/2014	212284	82512	
244	1100	1100	1110	2/16/2014	2885	2/25/2014	195264	85954	
270	1100	1100	2885	2/16/2014	2683	2/20/2014	106265	94192	
287	1100	1100	2885	2/16/2014	2683	2/20/2014	109088	98957	
296	1100	1100	2569	2/28/2014	2885	3/2/2014	119024	87165	
297	1100	1100	2569	2/28/2014	2885	3/2/2014	83073	79888	
408	1100	1100	2569	3/1/2014	2785	3/1/2014	104859	83542	

Project Selected: P1004

- Select A Filter Option
- View All Cases
 - View All Cases: Specify Date
 - View All Cases: Specify Date Range
 - View Individual Cases: Specify Case ID
 - View Individual Cases: Specify 1st Pass DEO
 - View Individual Cases: Specify 2nd Pass DEO
 - View 1st Pass Completes
 - View 2nd Pass Completes

Number of cases setup: 2251
 Number of cases edited: 53
 Number of First Pass Completes: 2163
 Number of Second Pass Completes: 1651
 Number of cases QC'd: 15
 Number of cases left to QC: 2221

Update View Clear Filters

Cancel

csid	code	vcode	EID	EDATE	VID	VDATE	cmpltmr	vcmlptmr	QC Com
00135	1100	1100	2885	2/14/2014	2696	2/20/2014	98229	105458	Yes
00531	1100	1100	2569	3/3/2014	2801	3/4/2014	187855	315817	Yes
02841	1100	1100	2696	2/17/2014	2801	2/20/2014	234616	169169	Yes
02843	1100	1100	2696	2/17/2014	2801	2/20/2014	124581	160284	Yes
26359	1100	1100	2819	2/18/2014	2696	2/20/2014	129850	154973	Yes
30198	1100	1100	2857	2/11/2014	2801	2/12/2014	92563	107614	Yes
30213	1100	1100	2857	2/12/2014	2801	2/12/2014	225310	202686	Yes
30411	1100	1100	2832	2/11/2014	2801	2/12/2014	329594	176768	Yes
30436	1100	1100	2832	2/11/2014	2801	2/12/2014	301289	95840	Yes
42974	1100	1100	2885	2/7/2014	2985	2/11/2014	88934	104659	Yes
42991	1100	1100	2885	2/7/2014	2985	2/11/2014	81588	113005	Yes
43118	1100	1100	2885						
43667	1100	1100	2885						
43791	1100	1100	2702						
44546	1100	1100	2683						
203	1100	1100	2683						
204	1100	1100	2683						
207	1100	1100	2683						
208	1100	1100	2683						
210	1100	1100	2857						
217	1100	1100	2683						
228	1100	1100	2857						
233	1100	1100	2857						
234	1100	1100	1110						
243	1100	1100	1110						
244	1100	1100	1110						
270	1100	1100	2885						
287	1100	1100	2885						
296	1100	1100	2569	2/28/2014	2885	3/2/2014	119024	87165	
297	1100	1100	2569	2/28/2014	2885	3/2/2014	83073	79888	
408	1100	1100	2569	3/1/2014	2785	3/1/2014	104859	83542	

Number of cases setup: 2251
 Number of cases edited: 53
 Number of First Pass Completes: 2163
 Number of Second Pass Completes: 1651
 Number of cases QC'd: 15
 Number of cases left to QC: 2221

Project Selected: P1004

Select A Filter Option

- View All Cases
- View All Cases: Specify Date
- View All Cases: Specify Date Range
- View Individual Cases: Specify Case ID
- View Individual Cases: Specify 1st Pass DEO
- View Individual Cases: Specify 2nd Pass DEO
- View 1st Pass Completes
- View 2nd Pass Completes

Number of cases setup: 2251
 Number of cases edited: 53
 Number of First Pass Completes: 2163
 Number of Second Pass Completes: 1651
 Number of cases QC'd: 15
 Number of cases left to QC: 2221

Update View Clear Filters

Cancel

csid	code	vcode	El
00135	1100	1100	2885
00531	1100	1100	2569
02841	1100	1100	2696
02843	1100	1100	2696
26359	1100	1100	2819
30198	1100	1100	2857
30213	1100	1100	2857
30411	1100	1100	2832
30436	1100	1100	2832
42974	1100	1100	2885
42991	1100	1100	2885
43118	1100	1100	2885
43667	1100	1100	2885
43791	1100	1100	2702
44546	1100	1100	2683
203	1100	1100	2683
204	1100	1100	2683
207	1100	1100	2683
208	1100	1100	2683
210	1100	1100	2857
217	1100	1100	2683
228	1100	1100	2857
233	1100	1100	2857
234	1100	1100	1110
243	1100	1100	1110
244	1100	1100	1110
270	1100	1100	2885
287	1100	1100	2885
296	1100	1100	2569
297	1100	1100	2569
408	1100	1100	2569

Select A Filter Option

- View All Cases
- View All Cases: Specify Date
- View All Cases: Specify Date Range
- View Individual Cases: Specify Case ID
- View Individual Cases: Specify 1st Pass DEO
- View Individual Cases: Specify 2nd Pass DEO
- View 1st Pass Completes
- View 2nd Pass Completes

csid	code	vcode	El	2/14/2014	2885	2/25/2014	136441	85035
228	1100	1100	2857	2/14/2014	2785	2/24/2014	129522	79689
233	1100	1100	2857	2/19/2014	2683	2/20/2014	116417	82097
234	1100	1100	1110	2/16/2014	2683	2/20/2014	117080	79531
243	1100	1100	1110	2/16/2014	2885	2/25/2014	212284	82512
244	1100	1100	1110	2/16/2014	2885	2/25/2014	195264	85954
270	1100	1100	2885	2/16/2014	2683	2/20/2014	106265	94192
287	1100	1100	2885	2/16/2014	2683	2/20/2014	109088	98957
296	1100	1100	2569	2/28/2014	2885	3/2/2014	119024	87165
297	1100	1100	2569	2/28/2014	2885	3/2/2014	83073	79888
408	1100	1100	2569	3/1/2014	2785	3/1/2014	104859	83542

Project Selected: P1004

Select A Filter Option

- View All Cases
- View All Cases: Specify Date
- View All Cases: Specify Date Range
- View Individual Cases: Specify Case ID
- View Individual Cases: Specify 1st Pass DEO
- View Individual Cases: Specify 2nd Pass DEO
- View 1st Pass Completes
- View 2nd Pass Completes

Number of cases setup: 2251
 Number of cases edited: 53
 Number of First Pass Completes: 2163
 Number of Second Pass Completes: 1651
 Number of cases QC'd: 15
 Number of cases left to QC: 2221

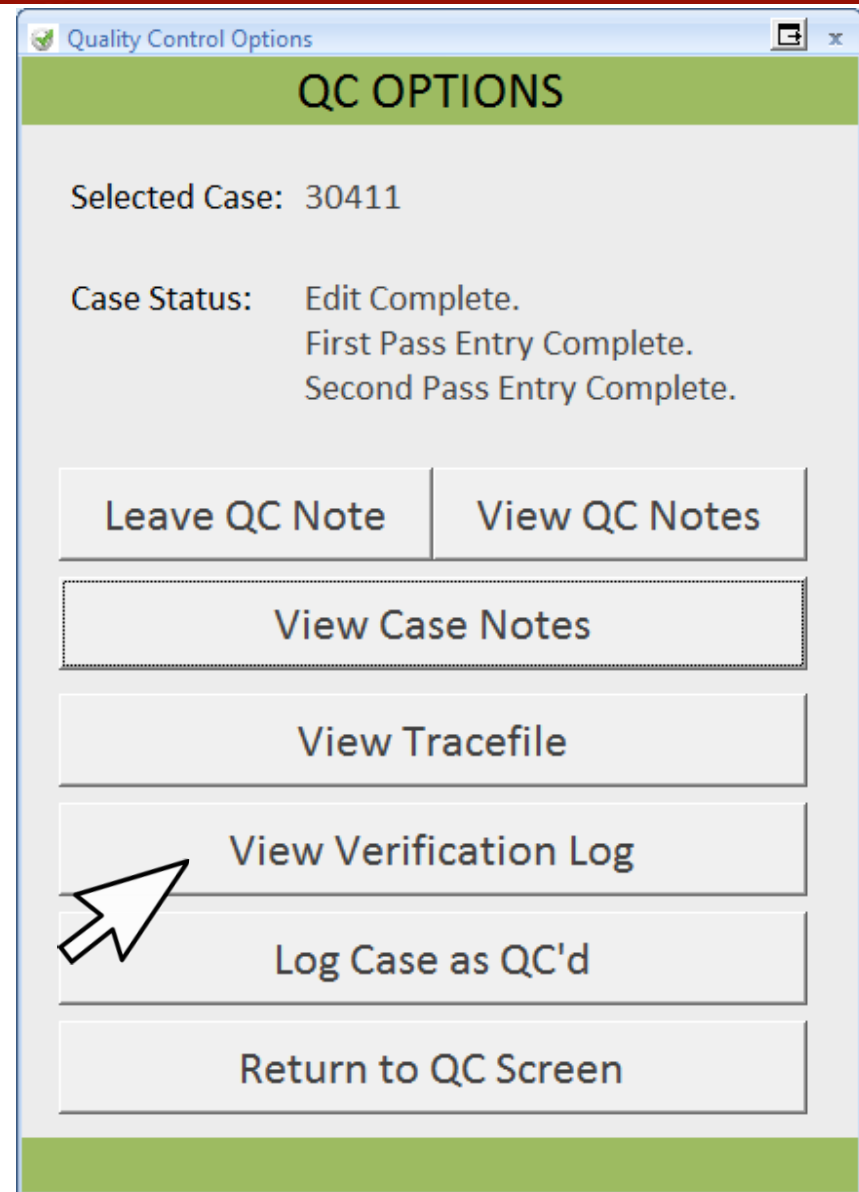
Update View Clear Filters

Cancel

csid	code	vcode	EID	EDATE	VID	VDATE	cmpltmr	vcmlptmr	QC Com
00135	1100	1100	2885	2/14/2014	2696	2/20/2014	98229	105458	Yes
00531	1100	1100	2569	3/3/2014	2801	3/4/2014	187855	315817	Yes
02841	1100	1100	2696	2/17/2014	2801	2/20/2014	234616	169169	Yes
02843	1100	1100	2696	2/17/2014	2801	2/20/2014	124581	160284	Yes
26359	1100	1100	2819	2/18/2014	2696	2/20/2014	129850	154973	Yes
30198	1100	1100	2857	2/11/2014	2801	2/12/2014	92563	107614	Yes
30213	1100	1100	2857	2/12/2014	2801	2/12/2014	225310	202686	Yes
30411	1100	1100	2832	2/11/2014	2801	2/12/2014	329594	176768	Yes
30436	1100	1100	2832	2/11/2014	2801	2/12/2014	301289	95840	Yes
42974	1100	1100	2885	2/7/2014	2985	2/11/2014	88934	104659	Yes
42991	1100	1100	2885	2/7/2014	2985	2/11/2014	81588	113005	Yes
43118	1100	1100	2885	2/7/2014	2832	2/11/2014	100561	238162	Yes
43667	1100	1100	2885	2/7/2014	2857	2/12/2014	134006	93422	Yes
43791	1100	1100	2702	2/6/2014	2857	2/12/2014	130362	79971	Yes
44546	1100	1100	2683	2/7/2014	2832	2/12/2014	74944	222751	Yes
203	1100	1100	2683	2/14/2014	2885	2/17/2014	93897	72985	
204	1100	1100	2683	2/14/2014	2885	2/17/2014	80166	65900	
207	1100	1100	2683	2/14/2014	2885	2/17/2014	95185	64939	
208	1100	1100	2683	2/14/2014	2885	2/17/2014	80543	66840	
210	1100	1100	2857	2/14/2014	2885	2/17/2014	206996	92283	
217	1100	1100	2683	2/14/2014	2885	2/25/2014	136441	85035	
228	1100	1100	2857	2/14/2014	2785	2/24/2014	129522	79689	
233	1100	1100	2857	2/19/2014	2683	2/20/2014	116417	82097	
234	1100	1100	1110	2/16/2014	2683	2/20/2014	117080	79531	
243	1100	1100	1110	2/16/2014	2885	2/25/2014	212284	82512	
244	1100	1100	1110	2/16/2014	2885	2/25/2014	195264	85954	
270	1100	1100	2885	2/16/2014	2683	2/20/2014	106265	94192	
287	1100	1100	2885	2/16/2014	2683	2/20/2014	109088	98957	
296	1100	1100	2569	2/28/2014	2885	3/2/2014	119024	87165	
297	1100	1100	2569	2/28/2014	2885	3/2/2014	83073	79888	
408	1100	1100	2569	3/1/2014	2785	3/1/2014	104859	83542	

The Quality Control and Verification Database

- QC Options Menu
 - View Verification Log



The Quality Control and Verification Database

- Verification Log

item	EID	EDATE	VID	VDATE	Answer1	Answer2	Change_made
A20@i	2832	2/11/2014	2801	2/12/2014	4	5	yes
A20@j	2832	2/11/2014	2801	2/12/2014	5	4	yes
A20@k	2832	2/11/2014	2801	2/12/2014	4	5	yes
A42	2832	2/11/2014	2801	2/12/2014	0	b	yes
A52@l	2832	2/11/2014	2801	2/12/2014	2	5	yes
A52@m	2832	2/11/2014	2801	2/12/2014	5	2	yes
G45	2832	2/11/2014	2801	2/12/2014	375000	375	yes
H7@d	2832	2/11/2014	2801	2/12/2014	0	6	yes

The Quality Control and Verification Database

- View Notes

MDE: Verification and Quality Control

Quality Control Reports Dashboard Projects Users

PROJECT QC DEO QC View Notes

Quality Control Case Notes

View Notes

Please Select a Project: P1004

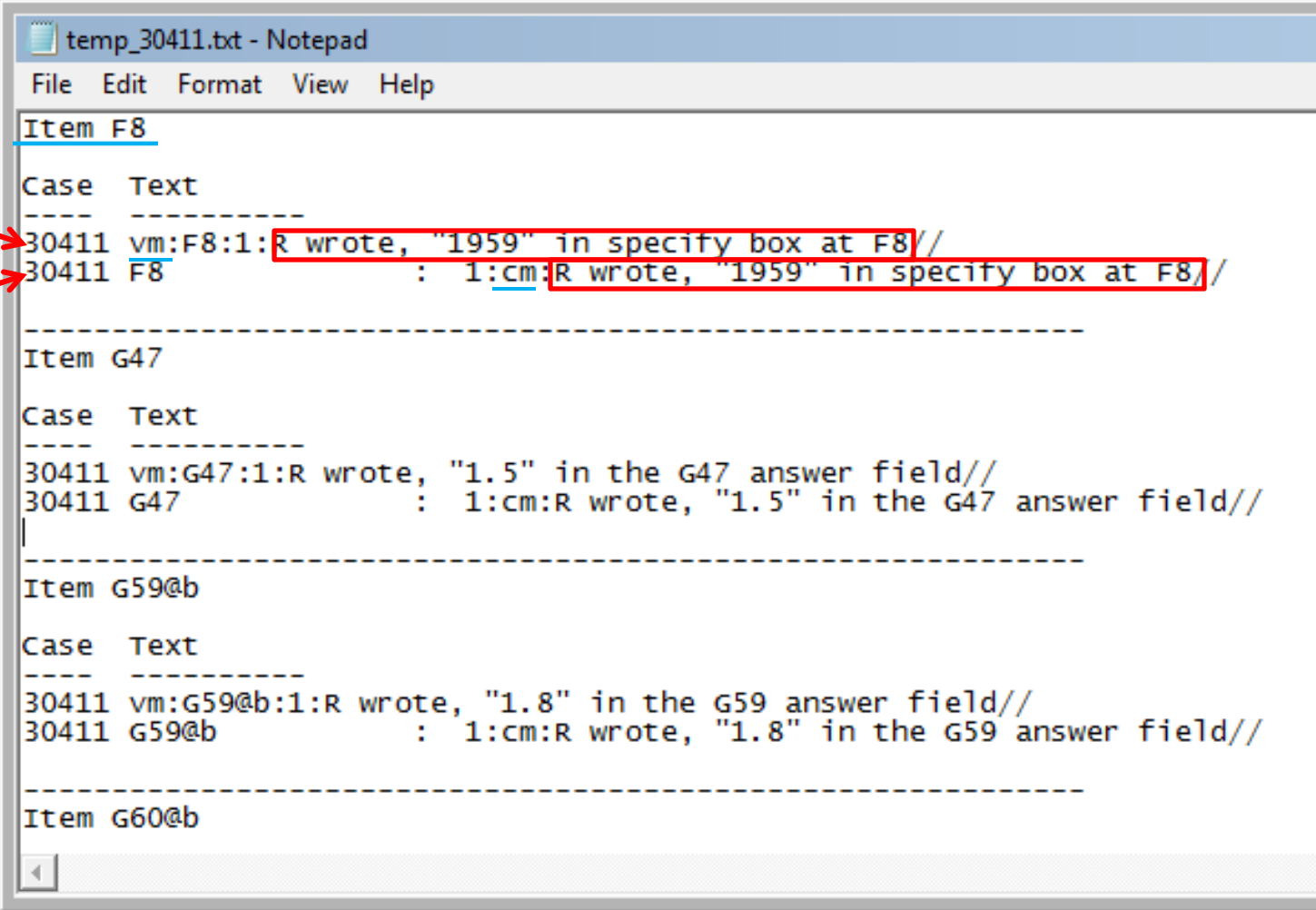
Please Select a Case: 30411

30411
32327
32179
32314
33207
32388
32448
32202

View Notes

The Quality Control and Verification Database

- View Notes



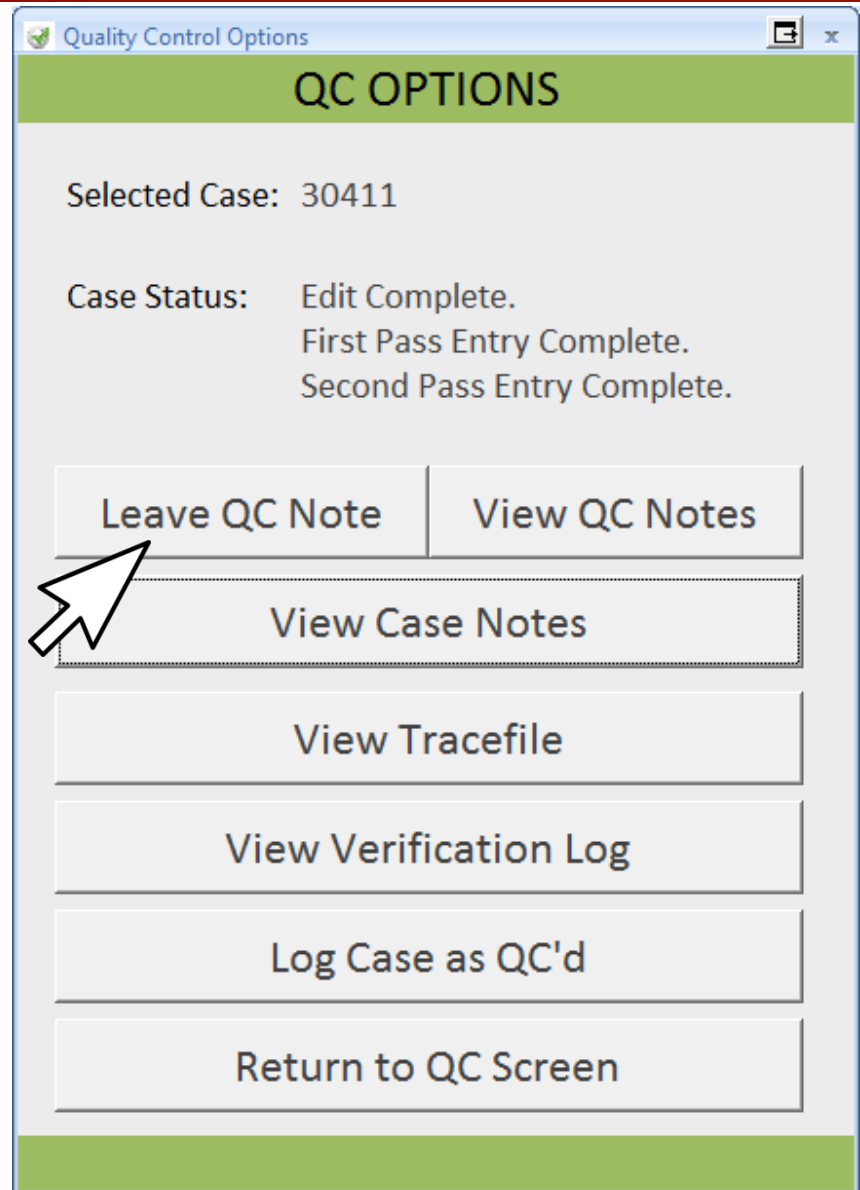
```
temp_30411.txt - Notepad
File Edit Format View Help
Item F8
Case Text
-----
30411 vm:F8:1:R wrote, "1959" in specify box at F8//
30411 F8          : 1:cm:R wrote, "1959" in specify box at F8//
-----
Item G47
Case Text
-----
30411 vm:G47:1:R wrote, "1.5" in the G47 answer field//
30411 G47          : 1:cm:R wrote, "1.5" in the G47 answer field//
|
-----
Item G59@b
Case Text
-----
30411 vm:G59@b:1:R wrote, "1.8" in the G59 answer field//
30411 G59@b       : 1:cm:R wrote, "1.8" in the G59 answer field//
-----
Item G60@b
```

Line 1

Line 2

The Quality Control and Verification Database

- QC Options Menu
 - Leave QC Note



The Quality Control and Verification Database

- QC Options Menu
 - Leave QC Note
- View QC Note

Feed Back

QC NOTES

Please Enter Your User ID:

Please Add QC Notes In The Box Below For Case: 30411

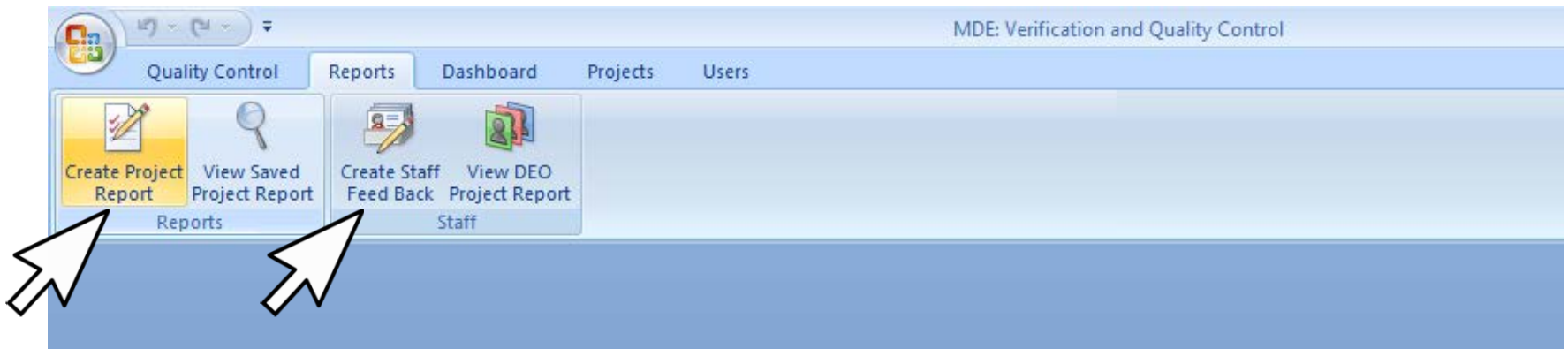
Add Note Check Spelling Cancel

QC NOTES

CASE ID	NOTE	DATE/TIME NOTE WAS LEFT:	NOTE LEFT BY:
30411	SL 2nd pass: Multiple entry errors by 1st pass DEO, most were a result of getting one off on items with many subquestions; also missed one editor error (missed EAC), KEM 2/12/2014	2/12/2014 12:29:02 PM	2801

The Quality Control and Verification Database

- The Report Menu
 - Create Project Report
 - Create Staff Feedback Report



The Quality Control and Verification Database

- Project Report

Project Data

Number of DE'd cases: 2211

Number of items in instrument: 1634

→ Average Time per Initial Entry (minutes): **21.89**
 Average Time per Verification (minutes): 17.35
 Total Time per Initial Entry (minutes): 48390.53
 Total Time per Verification (minutes): 29279.47
 Total Time for Project (hours): 1613.02

Verification Data

Number of cases verified: 1688

Percent of cases verified: 76.35

Number of errors per case: 1.22

Number of initial entry DEOs: 21

Number of verification DEOs: 23

Initial Entry (First Pass) Data:

INUM	# CASES	TOT TIME	MINUTES/CASE	# VER	% VER	# ERR	# ITEMS	ERR/ITEMS
1110	233	5994.3	25.73	167	71.67	432	1634	0.001583
2072	7	146.59	20.94	7	100	8	1634	0.000699
2470	38	1171.33	30.82	32	84.21	106	1634	0.002027
2543	194	4559.21	23.5	138	71.13	275	1634	0.00122
2569	108	2398.98	22.21	94	87.04	133	1634	0.000866
2606	20	404.89	20.24	14	70	27	1634	0.00118
2655	30	672.95	22.43	29	96.67	35	1634	0.000739
2672	1	32.77	32.77	1	100	2	1634	0.001224
2683	172	2918.54	16.97	139	80.81	76	1634	0.000335
2696	217	4529.43	20.87	152	70.05	249	1634	0.001003
2702	130	3062.18	23.56	111	85.38	212	1634	0.001169
2763	41	950.9	23.19	11	26.83	26	1634	0.001447
2785	198	4305.21	21.74	177	89.39	198	1634	0.000685
2819	58	1593.87	27.48	50	86.21	35	1634	0.000428
2832	82	2899.28	35.36	61	74.39	53	1634	0.000532
2857	91	1885.21	20.72	72	79.12	90	1634	0.000765

The Quality Control and Verification Database

- Project Report

Project Data

Number of DE'd cases: 2211

Number of items in instrument: 1634

Average Time per Initial Entry (minutes): 21.89

Average Time per Verification (minutes): 17.35

Total Time per Initial Entry (minutes): 48390.53

Total Time per Verification (minutes): 29279.47

Total Time for Project (hours): 1613.02

Verification Data

Number of cases verified: 1688

Percent of cases verified: 76.35

Number of errors per case: 1.22

Number of initial entry DEOs: 21

Number of verification DEOs: 23

Initial Entry (First Pass) Data:

INUM	# CASES	TOT TIME	MINUTES/CASE	# VER	% VER	# ERR	# ITEMS	ERR/ITEMS
1110	233	5994.3	25.73	167	71.67	432	1634	0.001583
2072	7	146.59	20.94	7	100	8	1634	0.000699
2470	38	1171.33	30.82	32	84.21	106	1634	0.002027
2543	194	4559.21	23.5	138	71.13	275	1634	0.00122
2569	108	2398.98	22.21	94	87.04	133	1634	0.000866
2606	20	404.89	20.24	14	70	27	1634	0.00118
2655	30	672.95	22.43	29	96.67	35	1634	0.000739
2672	1	32.77	32.77	1	100	2	1634	0.001224
2683	172	2918.54	16.97	139	80.81	76	1634	0.000335
2696	217	4529.43	20.87	152	70.05	249	1634	0.001003
2702	130	3062.18	23.56	111	85.38	212	1634	0.001169
2763	41	950.9	23.19	11	26.83	26	1634	0.001447
2785	198	4305.21	21.74	177	89.39	198	1634	0.000685
2819	58	1593.87	27.48	50	86.21	35	1634	0.000428
2832	82	2899.28	35.36	61	74.39	53	1634	0.000532
2857	91	1885.21	20.72	72	79.12	90	1634	0.000765

The Quality Control and Verification Database

- Create Staff Feedback

MDE: Verification and Quality Control

Quality Control | Reports | Dashboard | Projects | Users

Create Project Report | View Saved Project Report | Create Staff Feed Back | View DEO Project Report

1:11:50 PM

DEO NAME:	CATEGORY:	Feedback Created By:
[REDACTED]	DE Feedback	1958
2/11/14 - p1037 SYNAR Outlet Entry: Went to both [REDACTED] and [REDACTED] to ask the same question, even when an appropriate answer had already been given to him, and the question had already been answered by [REDACTED] in the past as well. Had a difficult time accepting the answer that was given to him around partialing questions. Seemed flustered during interaction.		
Created On:	2/12/2014 8:54:40 AM	
[REDACTED]	General Feedback	1392
2/13/14 [REDACTED] was assigned to phones at 12pm, but actually signed into phones at 3pm. I discussed with him on 2/17/14 that he should really stick to the time that assignments are assigned, and if there was need to deviate from that, then he should check in with sup so we are aware and can change assignments on sign-in if needed. He seemed receptive to doing that, [REDACTED]		

The Quality Control and Verification Database

- Continuing development
 - Additional reporting functions
 - Additional possible uses
 - Interface modifications
- Overall, the implementation of the Quality Control and Verification Database has been instrumental in creating the efficiency and organization we needed and were seeking to quality control data entry projects.

Thank You!

For copies of this presentation or more information, contact:

Carrie Barrett

cbarrett@ssc.wisc.edu

Special thanks to

**Daniel Lawrence, UWSC Programmer
Developer of the Quality Control and
Verification Database**

Please visit us at:

www.uwsc.wisc.edu